

Signify Classified - Internal
Cooper Lighting Solutions Photometric Lab
1121 Highway 74 South
Peachtree City, GA 30269



Scaled data based on original data using
LM-79-08 Approved Method: Electrical and Photometric Measurements of Solid-
State Lighting Products

Test Report Prepared for
Cooper Lighting Solutions
(formerly Eaton)

Brand: INVUE

Report Number: P868653

Luminaire Tested: **EMM2-HTN-SA3A-750-U-T4W-HSS**

Issue Date: 08/22/2024



Test Information

Test Method: LM-79-08
Report Number: P868653
Test Lab: INNOVATION CENTER(G3)
Issue Date: 08/22/2024
Manufacturer: COOPER LIGHTING SOLUTIONS (FORMERLY EATON)
Product Line: INVUE
Catalog Number: EMM2-HTN-SA3A-750-U-T4W-HSS
Description: EPIC MODERN TALL HOUSING DISCRETE LED ARRAYS 130W 70CRI 5000K
FIXTURE w/ TYPE IV WIDE DISTRIBUTION OPTIC AND HOUSE SIDE SHIELD
Light Source: (30) 5000K CCT, 70 CRI LEDS
Ballast/Driver: ELECTRONIC DRIVER

Summary

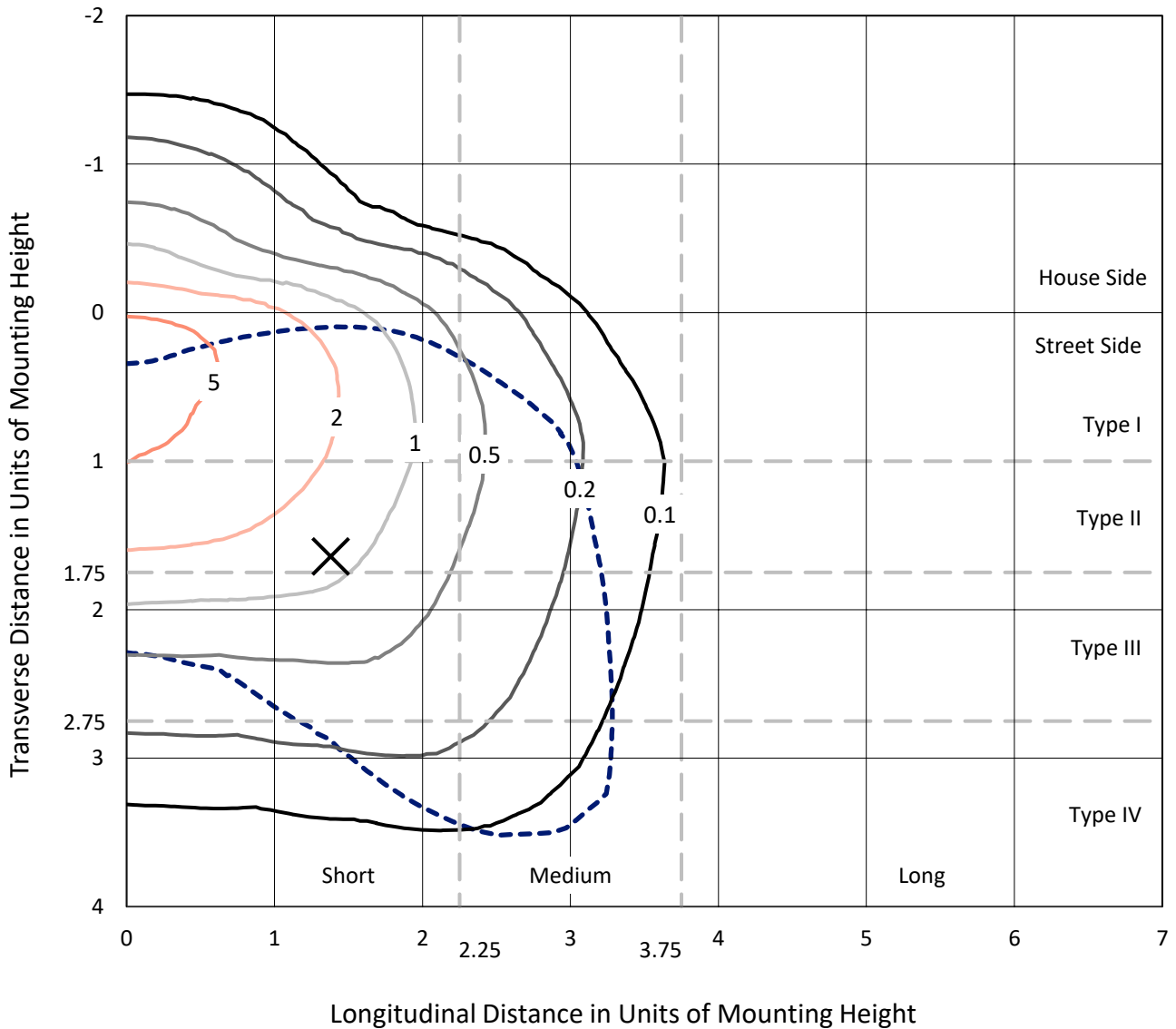
Lumens per Lamp: N/A
Luminaire Lumens: 11783.4 lumens
Efficiency: N/A
Efficacy: 104.3 lumens/watt
Luminous Opening: Rectangular (W 1' x L: 0.33' x H: 0')
IES Classification: Type IV - Short
BUG Rating: B1 - U0 - G2

Input Watts (W): 113
Input Voltage (V): 120
Input Current (A_{in}): NR
Voltage Rise (V): NR
Power Factor: 0.99
Total Harmonic Distortion (THDi): 7.77%
Frequency (hertz): 60
Stabilization Time: NR
Operation Time: NR
Ambient Temperature (°C): NR
Test Distance: 24 FT

REPORT NUMBER: P868653
 CATALOG NUMBER: EMM2-HTN-SA3A-750-U-T4W-HSS

Iso-Footcandle Lines of Horizontal Illumination

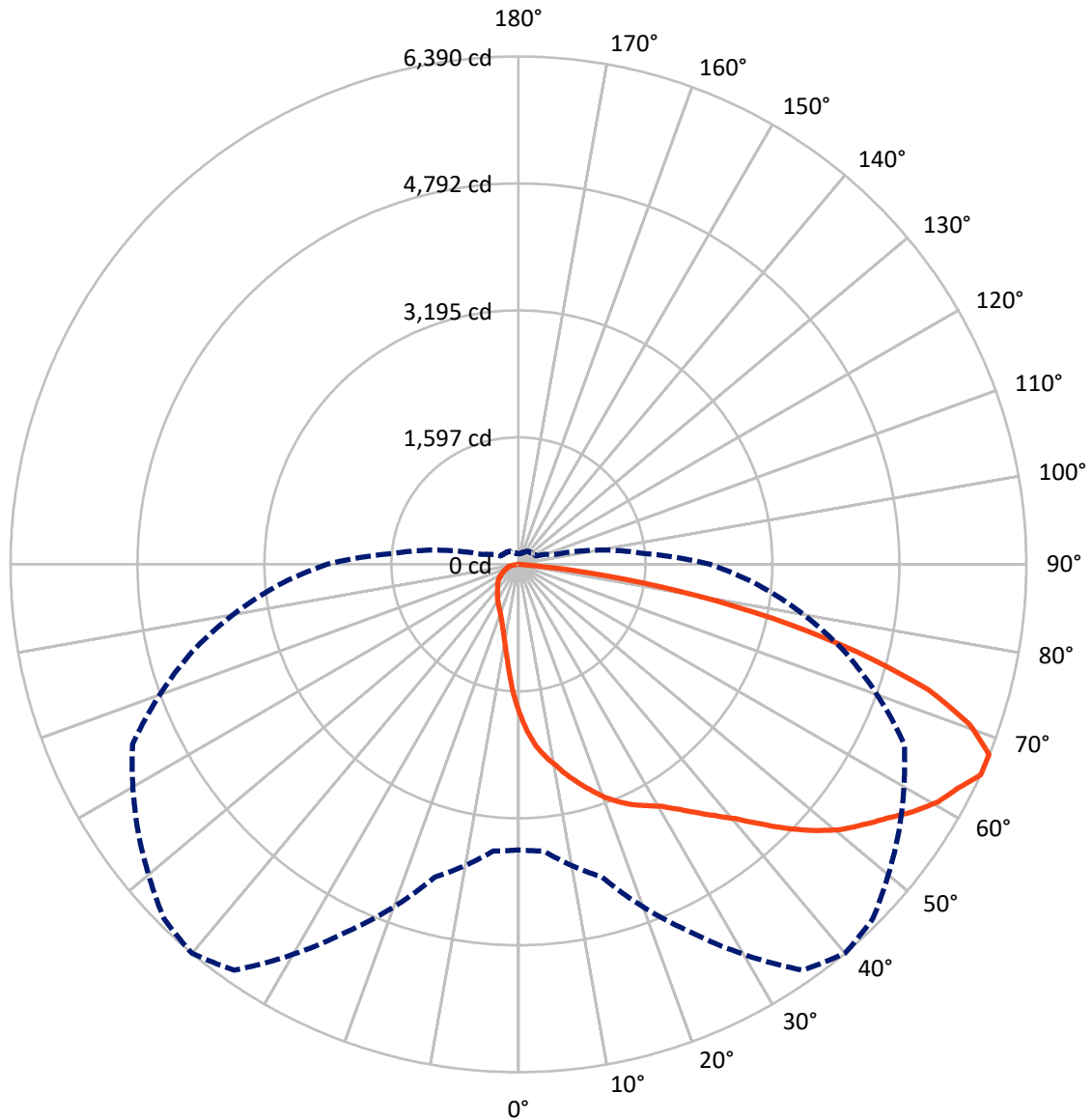
× Max cd
 - - - 1/2 Max cd



Based on 20 foot mounting height. Maximum calculated value = 6.8 fc
 Type IV - Short - N/A

REPORT NUMBER: P868653
CATALOG NUMBER: EMM2-HTN-SA3A-750-U-T4W-HSS

Luminous Intensity Polar Plot



— Vertical Plane Through 40-Deg Lateral - - - Horizontal Cone Through 65-Deg Vertical

REPORT NUMBER: P868653

CATALOG NUMBER: EMM2-HTN-SA3A-750-U-T4W-HSS

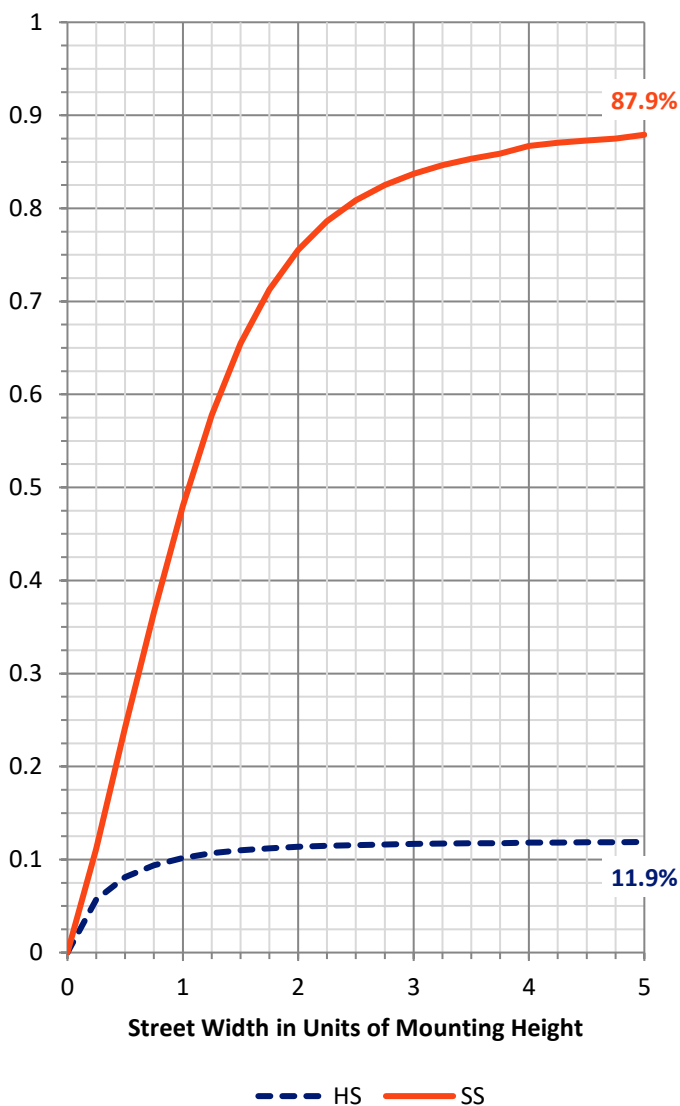
FLUX DISTRIBUTION:

		Downward	Upward	Total
House Side	Lumens	1410.7	0.0	1410.7
	% Fixture	12.0	0.0	12.0
Street Side	Lumens	10372.7	0.0	10372.7
	% Fixture	88.0	0.0	88.0
Total	Lumens	11783.4	0.0	11783.4
	% Fixture	100.0	0.0	100.0

ZONAL LUMENS:

Zone	Lumens	% Fixture
0°-10°	175.3	1.5
10°-20°	527.2	4.5
20°-30°	906.9	7.7
30°-40°	1370.9	11.6
40°-50°	2004.6	17.0
50°-60°	2560.3	21.7
60°-70°	2555.2	21.7
70°-80°	1498.4	12.7
80°-90°	184.6	1.6
90°-100°	0.0	0.0
100°-110°	0.0	0.0
110°-120°	0.0	0.0
120°-130°	0.0	0.0
130°-140°	0.0	0.0
140°-150°	0.0	0.0
150°-160°	0.0	0.0
160°-170°	0.0	0.0
170°-180°	0.0	0.0
0°-90°	11783.4	100.0
0°-180°	11783.4	100.0

Coefficient of Utilization



REPORT NUMBER: P868653

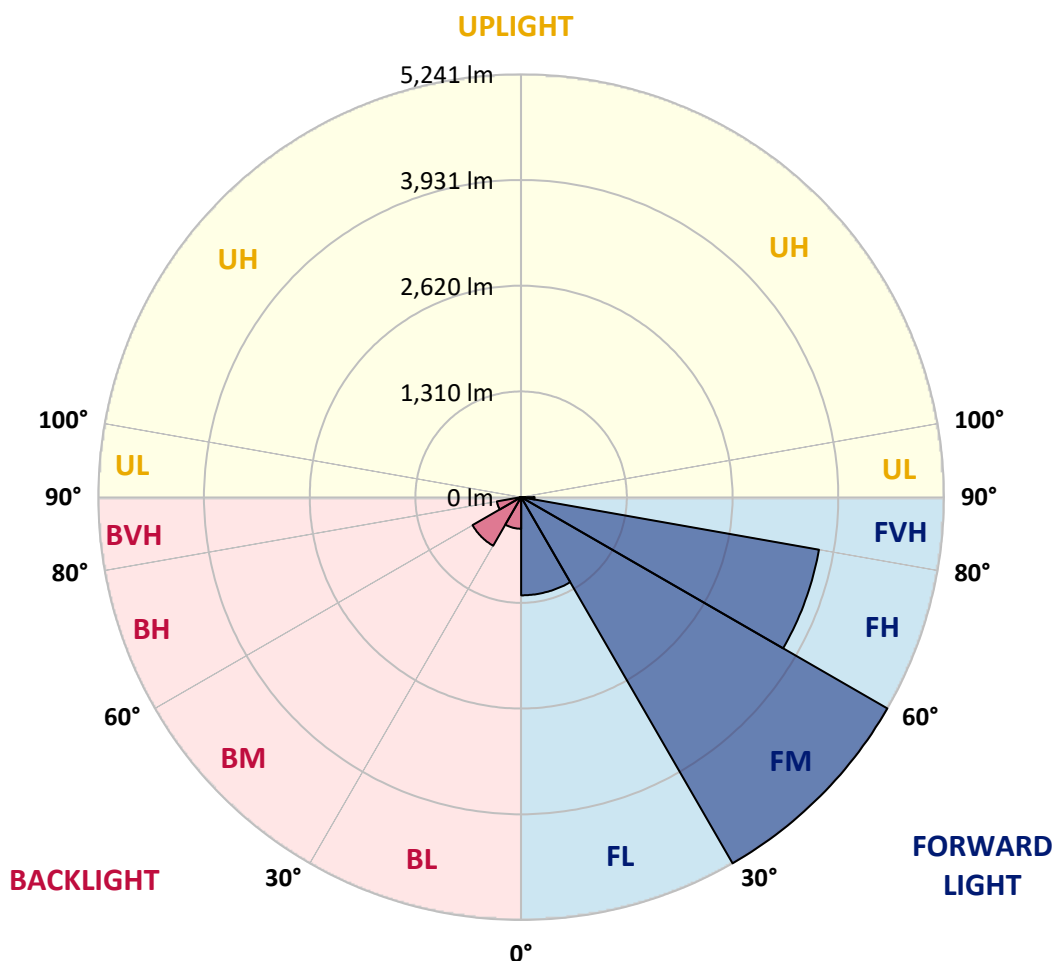
CATALOG NUMBER: EMM2-HTN-SA3A-750-U-T4W-HSS

LUMINAIRE CLASSIFICATION SYSTEM LUMEN TABLE AND BUG RATING:

Zone	Lumens	% Fixture	Zone Rating/Lumen Limit		
			B	U	G
FL (0°-30°)	1217.1	10.3			
FM (30°-60°)	5240.7	44.5			
FH (60°-80°)	3748.1	31.8			G2/5000
FVH (80°-90°)	166.8	1.4			G2/225
BL (0°-30°)	392.4	3.3	B1/500		
BM (30°-60°)	695.2	5.9	B1/1000		
BH (60°-80°)	305.4	2.6	B1/500		G1/500
BVH (80°-90°)	17.8	0.2			G1/100
UL (90°-100°)	0.0	0.0		U0/0	
UH (100°-180°)	0.0	0.0		U0/0	

BUG Rating: B1-U0-G2

Type IV Short





REPORT NUMBER: P868653

CATALOG NUMBER: EMM2-HTN-SA3A-750-U-T4W-HSS

CANDELA DISTRIBUTION (FULL):

	0°	5°	15°	25°	35°	40°	45°	55°	65°	75°	85°
0°	1873.1	1873.1	1873.1	1873.1	1873.1	1873.1	1873.1	1873.1	1873.1	1873.1	1873.1
2.5°	2185.3	2175.3	2155.4	2138.8	2115.5	2095.6	2075.7	2039.1	1992.6	1952.8	1903.0
5°	2401.1	2384.5	2371.2	2351.3	2311.4	2294.8	2281.6	2205.2	2125.5	2042.4	1932.9
7.5°	2553.9	2567.2	2540.6	2510.7	2460.9	2441.0	2421.0	2344.7	2245.0	2125.5	1969.4
10°	2729.9	2733.2	2700.0	2663.5	2610.3	2570.5	2543.9	2450.9	2341.3	2208.5	2009.2
12.5°	2899.3	2899.3	2879.3	2826.2	2756.5	2719.9	2673.4	2567.2	2434.3	2278.2	2055.7
15°	3035.4	3042.1	3025.5	2985.6	2909.2	2859.4	2812.9	2690.0	2520.7	2357.9	2092.3
17.5°	3158.3	3155.0	3145.0	3108.5	3035.4	2995.6	2949.1	2812.9	2620.3	2421.0	2148.7
20°	3241.3	3241.3	3238.0	3218.1	3165.0	3135.1	3078.6	2935.8	2729.9	2514.0	2208.5
22.5°	3304.4	3301.1	3301.1	3304.4	3274.6	3244.7	3221.4	3078.6	2842.8	2593.7	2268.3
25°	3357.6	3354.3	3364.2	3370.9	3357.6	3350.9	3324.4	3214.8	2982.3	2686.7	2328.1
27.5°	3427.3	3437.3	3434.0	3434.0	3430.6	3437.3	3434.0	3341.0	3118.5	2786.4	2391.2
30°	3536.9	3553.5	3543.6	3530.3	3530.3	3533.6	3550.2	3490.4	3277.9	2909.2	2460.9
32.5°	3792.6	3776.0	3706.3	3659.8	3666.4	3669.8	3686.4	3653.2	3437.3	3048.7	2534.0
35°	4084.9	4065.0	3988.6	3882.3	3845.8	3832.5	3829.2	3809.2	3610.0	3198.2	2620.3
37.5°	4463.5	4470.1	4357.2	4204.4	4094.9	4011.8	3995.2	3952.0	3759.4	3334.3	2710.0
40°	4848.7	4822.2	4725.9	4576.4	4360.5	4207.8	4158.0	4098.2	3928.8	3477.1	2796.3
42.5°	5220.7	5170.9	5044.7	4881.9	4629.5	4463.5	4350.6	4274.2	4084.9	3633.2	2879.3
45°	5705.6	5562.8	5336.9	5190.8	4875.3	4739.1	4636.2	4466.8	4270.9	3789.3	2979.0
47.5°	6087.5	5811.8	5605.9	5542.8	5131.0	5004.8	4911.8	4676.0	4460.2	3965.3	3081.9
50°	6017.7	5848.4	5798.6	5742.1	5323.6	5247.3	5160.9	4915.2	4652.8	4151.3	3181.6
52.5°	5838.4	5858.3	5921.4	5825.1	5493.0	5439.9	5383.4	5170.9	4845.4	4304.1	3271.2
55°	5695.6	5735.5	5904.8	5874.9	5695.6	5635.8	5596.0	5423.3	5031.4	4443.6	3347.6
57.5°	5436.6	5403.3	5615.9	5961.3	5911.5	5865.0	5825.1	5689.0	5220.7	4543.2	3397.4
60°	5028.1	4905.2	5190.8	5855.0	6060.9	6067.6	6044.3	5888.2	5373.5	4543.2	3370.9
62.5°	4453.5	4337.3	4689.3	5499.7	6140.6	6203.7	6190.4	5958.0	5439.9	4443.6	3267.9
65°	3593.4	3619.9	4074.9	5097.8	6233.6	6389.7	6306.7	5845.0	5356.9	4250.9	3035.4
67.5°	2869.4	2949.1	3357.6	4576.4	6190.4	6386.4	6270.1	5526.2	5001.5	3981.9	2680.1
70°	2265.0	2318.1	2656.8	3872.3	5811.8	6017.7	5871.6	5038.0	4400.4	3566.8	2228.4
72.5°	1770.1	1819.9	2108.9	3098.5	5154.3	5393.4	5210.7	4380.5	3649.8	3025.5	1770.1
75°	1345.0	1381.6	1597.4	2387.8	4104.8	4403.7	4270.9	3507.0	2849.5	2394.5	1355.0
77.5°	866.8	916.6	1159.0	1673.8	2899.3	3257.9	3274.6	2620.3	2049.1	1730.3	996.3
80°	574.5	594.5	743.9	1089.3	1783.4	2062.4	2158.7	1770.1	1308.5	1102.6	717.3
82.5°	239.1	265.7	355.4	548.0	893.4	896.7	1026.2	747.2	531.4	468.3	302.2
85°	6.6	13.3	10.0	26.6	23.2	36.5	43.2	59.8	43.2	46.5	46.5
87.5°	0.0	0.0	3.3	3.3	6.6	6.6	6.6	6.6	6.6	10.0	6.6
90°	0.0	0.0	0.0	0.0	0.0	0.0	0.0	0.0	0.0	0.0	0.0



REPORT NUMBER: P868653

CATALOG NUMBER: EMM2-HTN-SA3A-750-U-T4W-HSS

CANDELA DISTRIBUTION (continued):

	90°	95°	105°	115°	125°	135°	145°	155°	165°	175°	180°
0°	1873.1	1873.1	1873.1	1873.1	1873.1	1873.1	1873.1	1873.1	1873.1	1873.1	1873.1
2.5°	1879.7	1849.8	1790.0	1743.6	1693.7	1657.2	1624.0	1587.5	1564.2	1567.5	1544.3
5°	1879.7	1823.3	1703.7	1597.4	1501.1	1431.4	1355.0	1295.2	1252.0	1245.4	1265.3
7.5°	1889.7	1796.7	1617.4	1457.9	1325.1	1215.5	1135.8	1076.0	1046.1	1026.2	1022.9
10°	1899.6	1776.8	1537.6	1335.1	1169.0	1049.5	979.7	913.3	880.1	876.8	866.8
12.5°	1906.3	1753.5	1464.6	1212.2	1039.5	926.6	856.8	803.7	777.1	777.1	773.8
15°	1929.5	1746.9	1388.2	1119.2	939.9	830.3	770.5	727.3	710.7	700.7	697.4
17.5°	1949.5	1733.6	1321.8	1026.2	850.2	753.9	697.4	667.5	650.9	644.3	641.0
20°	1979.3	1726.9	1258.7	949.8	783.8	690.8	647.6	621.0	611.1	604.4	604.4
22.5°	2009.2	1720.3	1195.6	883.4	727.3	644.3	604.4	581.2	571.2	567.9	564.6
25°	2045.8	1717.0	1142.4	826.9	677.5	607.8	571.2	551.3	538.0	531.4	531.4
27.5°	2082.3	1720.3	1089.3	770.5	634.3	574.5	538.0	514.8	504.8	491.5	494.8
30°	2132.1	1723.6	1046.1	724.0	597.8	541.3	508.1	478.2	464.9	458.3	458.3
32.5°	2181.9	1736.9	1003.0	680.8	561.3	514.8	474.9	448.3	431.7	428.4	425.1
35°	2235.1	1746.9	963.1	644.3	531.4	484.9	445.0	418.5	405.2	401.8	401.8
37.5°	2294.8	1763.5	933.2	611.1	501.5	455.0	418.5	391.9	381.9	378.6	378.6
40°	2357.9	1790.0	910.0	581.2	478.2	428.4	395.2	372.0	365.3	362.0	362.0
42.5°	2421.0	1813.3	890.0	557.9	455.0	405.2	378.6	355.4	345.4	345.4	345.4
45°	2480.8	1829.9	870.1	534.7	431.7	388.6	358.7	338.7	328.8	328.8	328.8
47.5°	2534.0	1846.5	840.2	511.4	408.5	365.3	342.1	322.1	312.2	312.2	312.2
50°	2590.4	1856.5	807.0	481.6	385.2	348.7	325.5	302.2	295.6	292.3	292.3
52.5°	2636.9	1856.5	763.8	451.7	358.7	325.5	305.5	285.6	275.6	269.0	269.0
55°	2670.1	1856.5	717.3	415.1	332.1	305.5	285.6	265.7	252.4	242.4	242.4
57.5°	2690.0	1846.5	664.2	372.0	305.5	279.0	265.7	242.4	215.9	195.9	189.3
60°	2673.4	1816.6	607.8	325.5	275.6	255.7	245.8	215.9	179.3	169.4	169.4
62.5°	2603.7	1746.9	551.3	285.6	252.4	232.5	222.5	189.3	162.7	152.8	152.8
65°	2407.8	1577.5	481.6	249.1	225.8	212.5	199.3	169.4	146.1	132.8	132.8
67.5°	2122.2	1361.6	401.8	219.2	202.6	192.6	182.7	152.8	129.5	116.2	116.2
70°	1720.3	1099.3	342.1	192.6	179.3	172.7	162.7	139.5	112.9	103.0	103.0
72.5°	1351.7	863.5	285.6	172.7	166.1	152.8	146.1	122.9	103.0	93.0	93.0
75°	1006.3	644.3	252.4	152.8	152.8	136.2	132.8	109.6	89.7	83.0	83.0
77.5°	740.6	478.2	219.2	132.8	132.8	119.6	112.9	96.3	83.0	76.4	76.4
80°	501.5	325.5	162.7	99.6	99.6	96.3	89.7	83.0	69.7	63.1	59.8
82.5°	212.5	136.2	79.7	49.8	46.5	36.5	29.9	23.2	23.2	19.9	19.9
85°	36.5	16.6	16.6	13.3	10.0	10.0	10.0	6.6	6.6	6.6	6.6
87.5°	6.6	6.6	6.6	6.6	6.6	6.6	3.3	3.3	3.3	3.3	3.3
90°	0.0	0.0	0.0	0.0	0.0	0.0	0.0	0.0	0.0	0.0	0.0

LM-79-2019: Approved Method: Electrical and Photometric Measurements of Solid-State Lighting Products

Report Prepared for

Cooper Lighting Solutions

Streetworks

Report Number: SP1-2407-157-6

Test Date: 08/07/2024

Luminaire Tested: MEM2-HTN-SA-40-750-U-5WQ-2

Data in this report applies to families of products including MEM2-HTN-SA-40-750-U-5WQ-2

Test Information

Test Method: LM-79-2019
 Report Number: SP1-2407-157-6
 Test Lab: COOPER LIGHTING SOLUTIONS
 Photometer: SP1 - 76IN SPHERE
 Measurement Geometry: 4π
 Issue Date: 08/20/2024
 Manufacturer: COOPER LIGHTING SOLUTIONS
 Product Line: Streetworks
 Catalog Number: **MEM2-HTN-SA-40-750-U-5WQ-2**
 Description: Epic Modern Light Square 40W 5WQ Optic and Flare Trim

Spectral Parameters

CCT (K): 5094
 CIE u': 0.2082
 CIE v': 0.4867
 Duv: 0.0032
 CIE x: 0.3430
 CIE y: 0.3564
 CIE z: 0.3006
 Peak Wavelength (nm): 451
 Dominant Wavelength (nm): 568
 Purity: 9.86439
 Rf: 73.7
 Rg: 93

CRI (Ra):	72.0		
R1:	68.6	R9:	-39.6
R2:	78.1	R10:	47.6
R3:	84.6	R11:	68.2
R4:	71.6	R12:	41.4
R5:	69.6	R13:	70.4
R6:	69.4	R14:	91.4
R7:	80.9	R15:	61.4
R8:	53.1		



Test Conditions

Stabilization Time: 20M
 Operation Time: 1H 20M
 Sphere Temperature (°C): 24.2

REPORT NUMBER: SP1-2407-157-6

Measurement and Test Equipment			
Instrument	Identification Number	Calibration Date	Calibration Due Date
Photometer	IN0058	6/18/2024	12/18/2024
Power Meter	INXT2011004	2/8/2024	2/8/2025
AC Power Source	IN0063	10/24/2023	10/24/2024
DC Power Source	IN0208	10/24/2023	10/24/2024
Sphere Thermometer	IN0085	10/24/2023	10/24/2024
Room Thermometer	IN0046	10/24/2023	10/24/2024

REPORT NUMBER: SP1-2407-157-6

CIE 1931 Chromaticity Diagram



CIE 1931 Chromaticity Diagram with 2017 ANSI 7-Step and 4-Step Quadrangles



Point lies inside the ANSI 5000K 4-step quadrangle

REPORT NUMBER: SP1-2407-157-6

Photopic Flux vs. Wavelength



Photopic Lumens: NR

λ (nm)	Power W [^] /nm	Lumens (φ/nm)	λ (nm)	Power W [^] /nm	Lumens (φ/nm)	λ (nm)	Power W [^] /nm	Lumens (φ/nm)	λ (nm)	Power W [^] /nm	Lumens (φ/nm)	λ (nm)	Power W [^] /nm	Lumens (φ/nm)
360	0	NR	490	114	NR	620	361	NR	750	9	NR	880	0	NR
365	0	NR	495	145	NR	625	326	NR	755	8	NR	885	0	NR
370	0	NR	500	197	NR	630	294	NR	760	7	NR	890	0	NR
375	0	NR	505	259	NR	635	261	NR	765	6	NR	895	0	NR
380	0	NR	510	319	NR	640	232	NR	770	5	NR	900	0	NR
385	0	NR	515	373	NR	645	204	NR	775	4	NR	905	0	NR
390	0	NR	520	414	NR	650	179	NR	780	4	NR	910	0	NR
395	1	NR	525	445	NR	655	157	NR	785	3	NR	915	0	NR
400	3	NR	530	465	NR	660	136	NR	790	3	NR	920	0	NR
405	5	NR	535	482	NR	665	118	NR	795	2	NR	925	0	NR
410	9	NR	540	493	NR	670	102	NR	800	2	NR	930	0	NR
415	18	NR	545	505	NR	675	87	NR	805	2	NR	935	0	NR
420	36	NR	550	515	NR	680	75	NR	810	2	NR	940	0	NR
425	72	NR	555	527	NR	685	65	NR	815	1	NR	945	0	NR
430	134	NR	560	540	NR	690	56	NR	820	1	NR	950	0	NR
435	242	NR	565	550	NR	695	48	NR	825	1	NR	955	0	NR
440	407	NR	570	557	NR	700	41	NR	830	1	NR	960	0	NR
445	684	NR	575	561	NR	705	35	NR	835	1	NR	965	0	NR
450	988	NR	580	559	NR	710	30	NR	840	1	NR	970	0	NR
455	828	NR	585	551	NR	715	26	NR	845	1	NR	975	0	NR
460	473	NR	590	537	NR	720	22	NR	850	1	NR	980	0	NR
465	333	NR	595	516	NR	725	19	NR	855	0	NR	985	0	NR
470	232	NR	600	491	NR	730	16	NR	860	0	NR	990	0	NR
475	146	NR	605	461	NR	735	14	NR	865	0	NR	995	0	NR
480	113	NR	610	429	NR	740	12	NR	870	0	NR	1000	0	NR
485	106	NR	615	395	NR	745	10	NR	875	0	NR			

REPORT NUMBER: SP1-2407-157-6

Scotopic Flux vs. Wavelength



Scotopic Lumens: NR

S/P: 1.81

λ (nm)	Power W [^] /nm	Lumens (φ/nm)	λ (nm)	Power W [^] /nm	Lumens (φ/nm)	λ (nm)	Power W [^] /nm	Lumens (φ/nm)	λ (nm)	Power W [^] /nm	Lumens (φ/nm)	λ (nm)	Power W [^] /nm	Lumens (φ/nm)
360	0	NR	490	114	NR	620	361	NR	750	9	NR	880	0	NR
365	0	NR	495	145	NR	625	326	NR	755	8	NR	885	0	NR
370	0	NR	500	197	NR	630	294	NR	760	7	NR	890	0	NR
375	0	NR	505	259	NR	635	261	NR	765	6	NR	895	0	NR
380	0	NR	510	319	NR	640	232	NR	770	5	NR	900	0	NR
385	0	NR	515	373	NR	645	204	NR	775	4	NR	905	0	NR
390	0	NR	520	414	NR	650	179	NR	780	4	NR	910	0	NR
395	1	NR	525	445	NR	655	157	NR	785	3	NR	915	0	NR
400	3	NR	530	465	NR	660	136	NR	790	3	NR	920	0	NR
405	5	NR	535	482	NR	665	118	NR	795	2	NR	925	0	NR
410	9	NR	540	493	NR	670	102	NR	800	2	NR	930	0	NR
415	18	NR	545	505	NR	675	87	NR	805	2	NR	935	0	NR
420	36	NR	550	515	NR	680	75	NR	810	2	NR	940	0	NR
425	72	NR	555	527	NR	685	65	NR	815	1	NR	945	0	NR
430	134	NR	560	540	NR	690	56	NR	820	1	NR	950	0	NR
435	242	NR	565	550	NR	695	48	NR	825	1	NR	955	0	NR
440	407	NR	570	557	NR	700	41	NR	830	1	NR	960	0	NR
445	684	NR	575	561	NR	705	35	NR	835	1	NR	965	0	NR
450	988	NR	580	559	NR	710	30	NR	840	1	NR	970	0	NR
455	828	NR	585	551	NR	715	26	NR	845	1	NR	975	0	NR
460	473	NR	590	537	NR	720	22	NR	850	1	NR	980	0	NR
465	333	NR	595	516	NR	725	19	NR	855	0	NR	985	0	NR
470	232	NR	600	491	NR	730	16	NR	860	0	NR	990	0	NR
475	146	NR	605	461	NR	735	14	NR	865	0	NR	995	0	NR
480	113	NR	610	429	NR	740	12	NR	870	0	NR	1000	0	NR
485	106	NR	615	395	NR	745	10	NR	875	0	NR			

REPORT NUMBER: SP1-2407-157-6

Melanopic Flux vs. Wavelength



Melanopic Lumens: NR

M/P: 3.73

λ (nm)	Power W [^] /nm	Lumens (φ/nm)	λ (nm)	Power W [^] /nm	Lumens (φ/nm)	λ (nm)	Power W [^] /nm	Lumens (φ/nm)	λ (nm)	Power W [^] /nm	Lumens (φ/nm)	λ (nm)	Power W [^] /nm	Lumens (φ/nm)
360	0	NR	490	114	NR	620	361	NR	750	9	NR	880	0	NR
365	0	NR	495	145	NR	625	326	NR	755	8	NR	885	0	NR
370	0	NR	500	197	NR	630	294	NR	760	7	NR	890	0	NR
375	0	NR	505	259	NR	635	261	NR	765	6	NR	895	0	NR
380	0	NR	510	319	NR	640	232	NR	770	5	NR	900	0	NR
385	0	NR	515	373	NR	645	204	NR	775	4	NR	905	0	NR
390	0	NR	520	414	NR	650	179	NR	780	4	NR	910	0	NR
395	1	NR	525	445	NR	655	157	NR	785	3	NR	915	0	NR
400	3	NR	530	465	NR	660	136	NR	790	3	NR	920	0	NR
405	5	NR	535	482	NR	665	118	NR	795	2	NR	925	0	NR
410	9	NR	540	493	NR	670	102	NR	800	2	NR	930	0	NR
415	18	NR	545	505	NR	675	87	NR	805	2	NR	935	0	NR
420	36	NR	550	515	NR	680	75	NR	810	2	NR	940	0	NR
425	72	NR	555	527	NR	685	65	NR	815	1	NR	945	0	NR
430	134	NR	560	540	NR	690	56	NR	820	1	NR	950	0	NR
435	242	NR	565	550	NR	695	48	NR	825	1	NR	955	0	NR
440	407	NR	570	557	NR	700	41	NR	830	1	NR	960	0	NR
445	684	NR	575	561	NR	705	35	NR	835	1	NR	965	0	NR
450	988	NR	580	559	NR	710	30	NR	840	1	NR	970	0	NR
455	828	NR	585	551	NR	715	26	NR	845	1	NR	975	0	NR
460	473	NR	590	537	NR	720	22	NR	850	1	NR	980	0	NR
465	333	NR	595	516	NR	725	19	NR	855	0	NR	985	0	NR
470	232	NR	600	491	NR	730	16	NR	860	0	NR	990	0	NR
475	146	NR	605	461	NR	735	14	NR	865	0	NR	995	0	NR
480	113	NR	610	429	NR	740	12	NR	870	0	NR	1000	0	NR
485	106	NR	615	395	NR	745	10	NR	875	0	NR			

Summary

$R_f = 73.7$
 $R_g = 93$
 $CIE R_a = 72.0$
 $R_9 = -39.6$

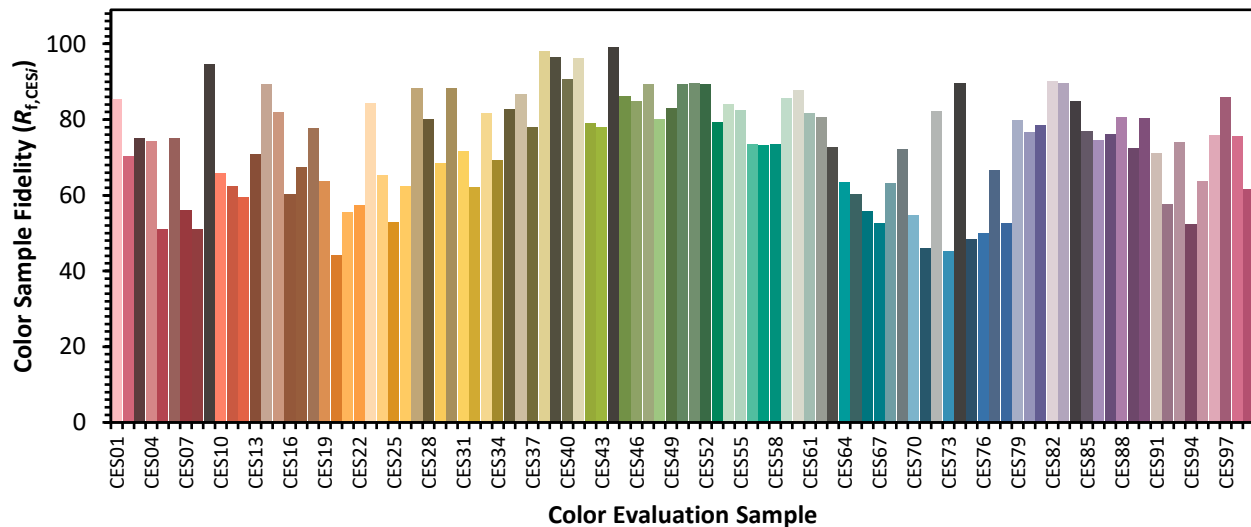


Color Vector Graphics

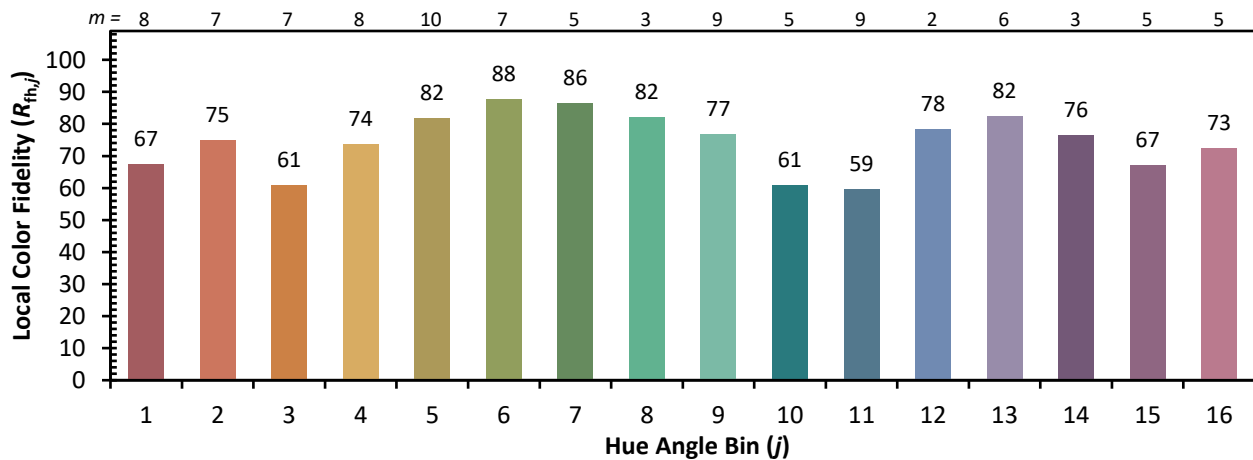


Individual Sample Fidelity Index ($R_{f,i}$)

CES01 = 85	CES26 = 62	CES51 = 90	CES76 = 50
CES02 = 59	CES27 = 88	CES52 = 89	CES77 = 67
CES03 = 30	CES28 = 80	CES53 = 79	CES78 = 53
CES04 = 69	CES29 = 69	CES54 = 84	CES79 = 80
CES05 = 46	CES30 = 88	CES55 = 83	CES80 = 77
CES06 = 50	CES31 = 72	CES56 = 74	CES81 = 78
CES07 = 38	CES32 = 62	CES57 = 73	CES82 = 90
CES08 = 38	CES33 = 82	CES58 = 73	CES83 = 90
CES09 = 29	CES34 = 69	CES59 = 86	CES84 = 85
CES10 = 72	CES35 = 83	CES60 = 88	CES85 = 77
CES11 = 56	CES36 = 87	CES61 = 82	CES86 = 75
CES12 = 61	CES37 = 78	CES62 = 81	CES87 = 76
CES13 = 41	CES38 = 98	CES63 = 73	CES88 = 81
CES14 = 74	CES39 = 96	CES64 = 63	CES89 = 72
CES15 = 70	CES40 = 91	CES65 = 60	CES90 = 80
CES16 = 46	CES41 = 96	CES66 = 56	CES91 = 71
CES17 = 49	CES42 = 79	CES67 = 53	CES92 = 58
CES18 = 55	CES43 = 78	CES68 = 63	CES93 = 74
CES19 = 71	CES44 = 99	CES69 = 72	CES94 = 52
CES20 = 63	CES45 = 86	CES70 = 55	CES95 = 64
CES21 = 85	CES46 = 85	CES71 = 46	CES96 = 76
CES22 = 77	CES47 = 89	CES72 = 82	CES97 = 86
CES23 = 91	CES48 = 80	CES73 = 45	CES98 = 76
CES24 = 90	CES49 = 83	CES74 = 90	CES99 = 62
CES25 = 71	CES50 = 89	CES75 = 48	



Color Rendition by Hue-Angle Bin



Measure Comparisons



(END OF REPORT)